



CHAIRMAN BILL GATES

Burn Cleaner, Burn Better Campaign

- Billboards (Paid English/Spanish + Sponsored)
- Light Rail Wrap
- TV, Radio, Newspaper (En/Sp)
- Grocery Store Signage, Weekly Ads & In-house Radio
- Digital Media Website Ads/Banners (TV Stations)
- ADOT Signs
- Phoenix Water Bill
- Webpage on CleanAirMakeMore.com
- Social Media + Next Door
- Public & Private Partnerships



Burn Cleaner, Burn Better Campaign

Official No Burn Days

PM-2.5 Health Watch & High Pollution Advisories / No Burn Days: 6

2018 - December 22, 23, 24, 25 & 31

2019 - January 1

PM-2.5 Exceedances: 3

2018 - December 9, 24 & 25

Last Winter Season

PM-2.5 HPAs/ No Burn Days: 7

2017 - December 24, 25, 26, 30 & 31

2018 - January 1 & 2

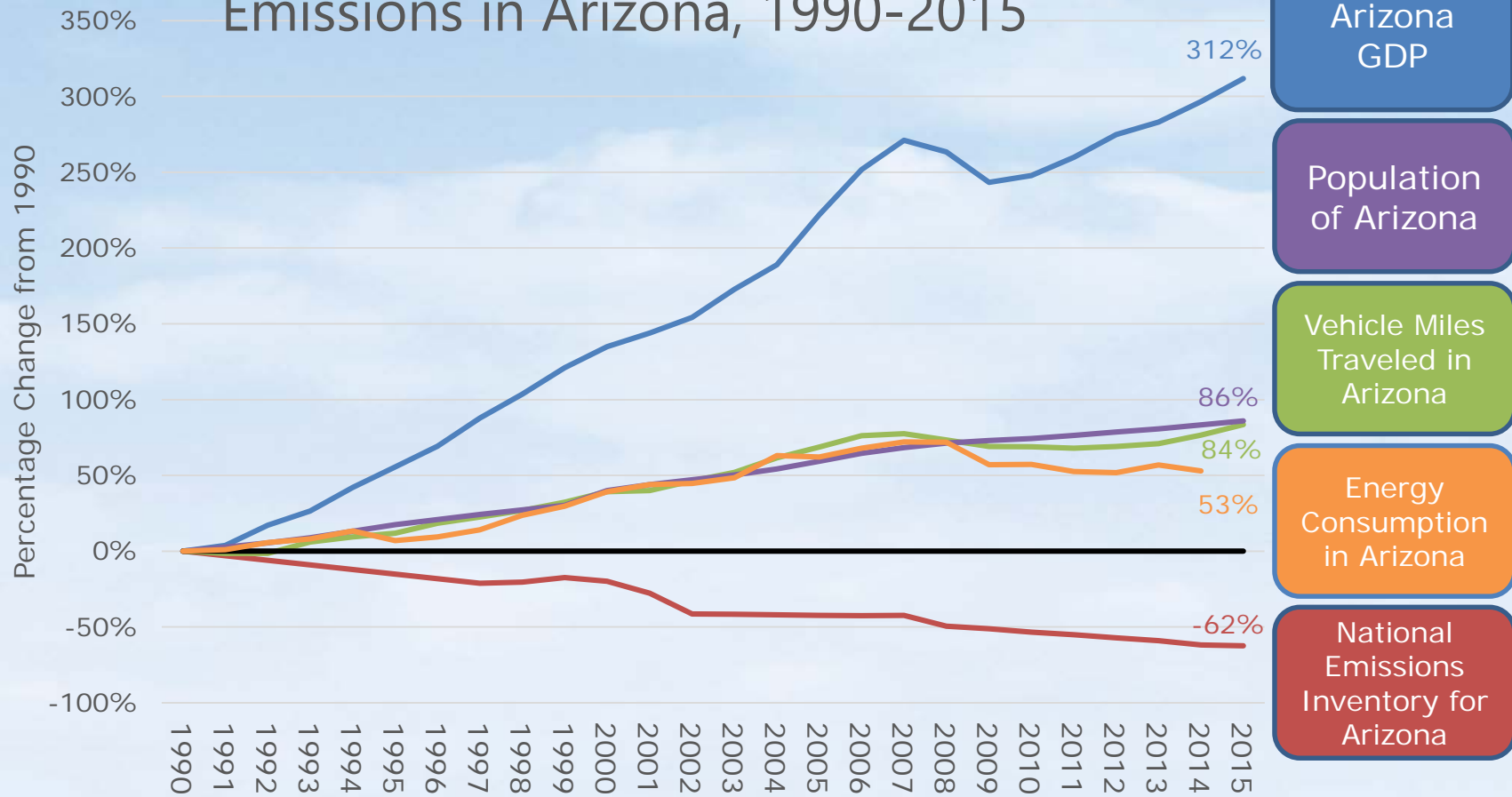
6 Exceedances

2017 - December 23, 24, 25, 26 & 31

2018 - January 1

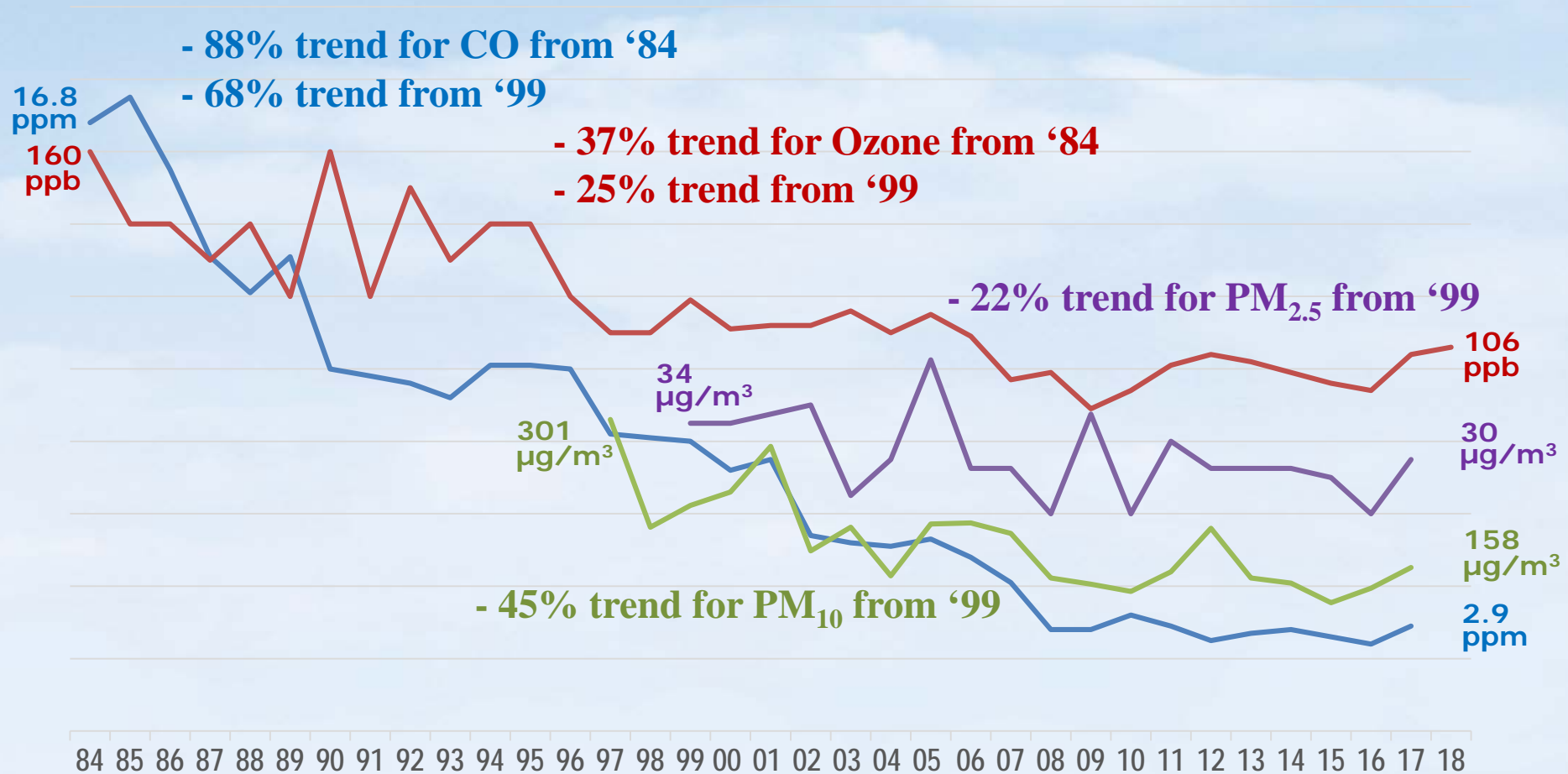


Comparison of Growth Factors with Emissions in Arizona, 1990-2015



Sources
 Gross Domestic Product for Arizona: U.S. Bureau of Economic Analysis
 Vehicle Miles Traveled in Arizona: Arizona Department of Transportation
 Population of Arizona: U.S. Census Bureau
 Energy Consumption in Arizona: U.S. Energy Information Administration
 National Emissions Inventory for Arizona: U.S. Environmental Protection Agency

Max Network Air Pollutant Concentrations, 1984 to 2018



— CO 2nd Hi 8-hr Avg

— Ozone 2nd Hi 1-hr Avg

— PM10 2nd Hi 24-hr Avg

— PM2.5 98th Pctile 24-hr Avg


Proposed Rule 204 Non-traditional Sources



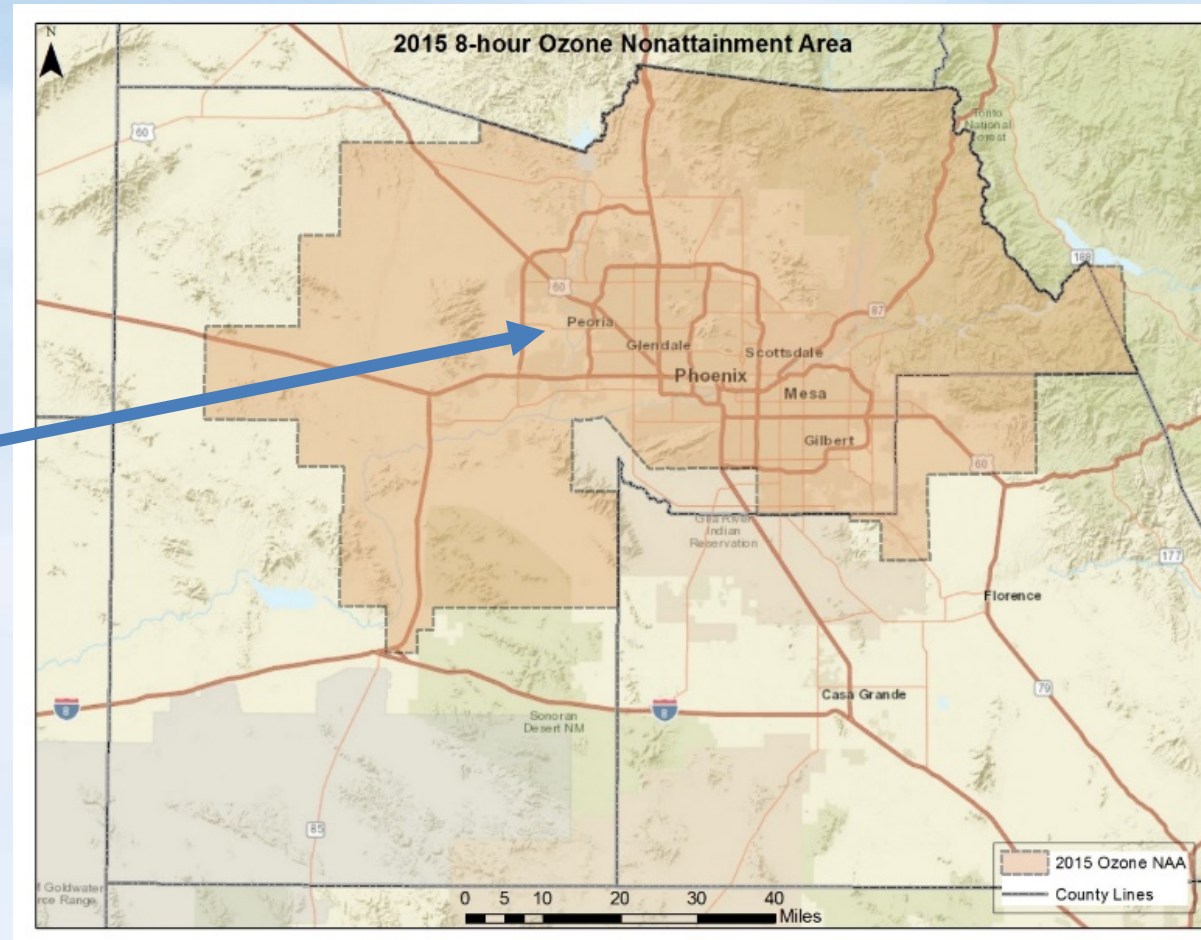
- Electrification of private truck yards
- Replace or repower onsite equipment
- Electric Transport Refrigeration Units (TRU)

Why Do We Need Credits?

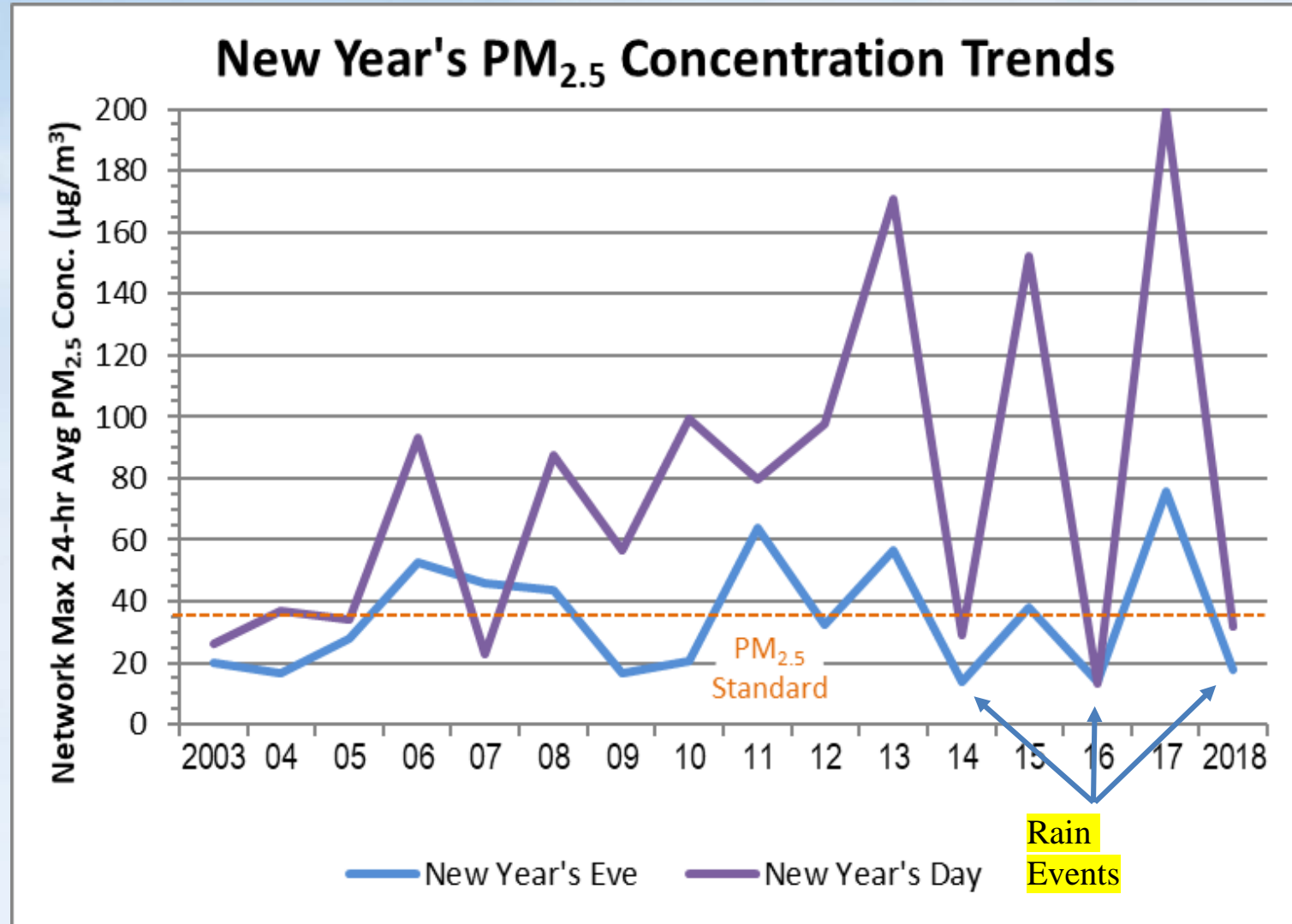
New Major Source:
Needs 115 credits to
obtain a permit for
100 tons emissions



Major Modification:
Needs 46 credits to
obtain a permit to
emit an additional 40
tons



Consumer Fireworks Legalized in 2014



West Phoenix 2015-2016 Speciation Results

IMPROVE Algorithm for Soil only, prorated to Total PM_{2.5}

